


Chameleon[®] OPERATING INSTRUCTIONS

Attention Installer: Please be sure this instruction sheet and warranty information are left with the customer when installation is complete.



USING THE SYSTEM

1. Pull hose handle out, down and away from the valve.
2. Continue pulling the hose until you feel the end of the hose reach the valve. You will hear and feel the hose end "click" into its locked position. Turn the system on using the on/off switch inside the valve.
3. Begin vacuuming. The system can be used to vacuum dry messes. Optional attachments may be used on the hose end to meet various cleaning needs.



STORING THE HOSE

1. With the system on, unlock the hose by grabbing it approximately 8-inches from the valve and rotate the hose to the left until it releases.
2. Partially cover the handle end with hand to retract the hose.
3. Once fully retracted, push the handle end onto the rubber ball and the system will automatically turn off.



TROUBLESHOOTING

Hose Accidentally Removed from the Valve

Simply insert the hose cuff end back into the valve until the hose “clicks” into the locked position. Begin vacuuming or follow “Storing the Hose” section on the front of this sheet.

Hose is Difficult to Release Before Retracting Hose

If the hose is difficult to rotate when releasing, make sure the end of the hose handle is not covered. Once released, partially cover handle to retract.

CHAMELEON WARRANTY

All permanently installed components of the Chameleon Valve are warranted to be free from defects in material and workmanship for a period of five (5) years under normal use and care as long as the original purchaser owns the home of the original installation or until the system is removed from its original installation location, whichever occurs first. In the event of a defect in a permanently installed component of the Chameleon Valve, contact an Authorized Dealer to ensure the best quality repair and servicing. Upon determination of a defect with a permanently installed component, H-P Products, Inc. will provide any replacement parts to the Authorized Dealer at no cost to you. Repair or replacement of any permanently installed defective part or parts shall be at the labor cost billed to you by the Authorized Dealer.

The Chameleon Hose is warranted to be free from defects in material and workmanship under normal use and care for a period of three (3) years from original date of consumer purchase. In the event of a defect in the Chameleon Hose, it will be repaired or replaced, at H-P Products' option, at an Authorized Dealer's location at no cost to you.

Limitations for Non-Residential Applications

In non-residential applications both permanently installed components of the Chameleon Valve and the Chameleon Hose are warranted to be free from defects in material and workmanship for ninety (90) days from original date of purchase.

THIS WARRANTY IS A SOLE AND EXCLUSIVE WARRANTY. ALL OTHER WARRANTIES INCLUDING IMPLIED WARRANTIES OF MERCHANTABILITY OR FITNESS FOR A PARTICULAR PURPOSE ARE EXCLUDED. THIS WARRANTY COVERS ONLY LIABILITY AND RESPONSIBILITY DESCRIBED HEREIN AND THERE IS NO LIABILITY FOR ANY CONSEQUENTIAL, INCIDENTAL OR SPECIAL DAMAGES ARISING FROM THE USE OF THIS SYSTEM.

Some states do not allow the exclusion or limitation of warranties or limitation of incidental or consequential damages, so the above exclusion may not apply to you. This warranty gives you specific legal rights and you may have other rights that vary from state to state.



512 W. Gorgas St., Louisville, Ohio 44641
www.chameleonvac.com